


# Safe Steps




*A story about pedestrian safety*

**Story by: China Joi Long-Dodley**


**Illustrations by: Creative Access**

# ***Note to Teachers and Parents***

***When reading this story, please remember to emphasize the importance of pedestrian safety. When reading phrases such as “Left-Right-Left”, be sure to have the child go through the motions. Stress safety when illustrations show characters in the crosswalk or looking out for cars.***



***When I walk with my friends, we practice safe steps.***




***When we want to cross the street, we look left, right,  
and then left.***



***The coast is clear, so we may go...still on the lookout  
for cars to and fro.***




***Let's go to the park. It's such a nice day. We must use the crosswalk. Oh look, we have the right-of-way!***



**We made it to the park safely. Great, let's go play!**

***The next time you're out walking, you too can practice safe steps. Remember to cross at the crosswalk and always look left, right, and then left.***





**Never dart out in front of cars, because cars are very quick. Sometimes we think we can make it across the street, but darting is dangerous, and you could get hit.**



**Walking can be fun as long as you play it safe. Make sure the driver sees you before you cross. If you're not sure, then you should wait.**



***As a pedestrian, you must practice safety each and every day. Take safe steps when walking—safe steps all the way!***





[WWW.PUBLICSAFETY.OHIO.GOV](http://WWW.PUBLICSAFETY.OHIO.GOV)

HSY 0012 6/10

Copyright 1999